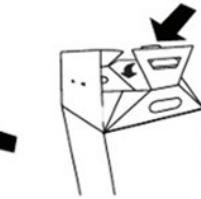
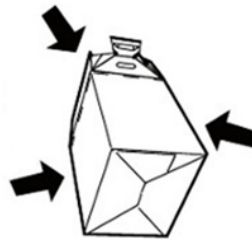



## Opening

1. Put flat hand in top of carton and open slightly to remove the air
2. Press on the sides to form into the shape



3. Fold down the tucks and hand grips



4. Pull bag over top of the carton

## Closure


1. Pull the tie with one hand holding the base then tie a knot
2. Knot the bag then twist and form swan neck and tie a new knot



3. Fold handles outwards and make sure the tucks are folded down



4. Fold down the flap with the 'lock' image on it



5. Push the closure flap ends into cut out for permanent closure



No Sharps



UN 3291 approved